


4226 m.

GP GRYPYN DI SAN MARINO E DELLA RIVIERA DI RIMINI

Free Practice Nr. 1

Classification

3

	Rider	Nation	Team	Motorcycle	Time	Lap Total	Gap	Top Speed
1	7 Dennis FOGGIA	ITA	Leopard Racing	HONDA	1'42.442	17 18		210.1
2	71 Ayumu SASAKI	JPN	Sterilgarda Husqvarna Max	HUSQVARNA	1'42.498	14 16	0.056 0.056	210.9
3	28 Izan GUEVARA	SPA	Gaviota GASGAS Aspar Team	GASGAS	1'42.665	16 18	0.223 0.167	211.3
4	99 Carlos TATAY	SPA	CFMOTO Racing PruestelGP	CFMOTO	1'42.826	17 18	0.384 0.161	208.0
5	10 Diogo MOREIRA	BRA	MT Helmets - MSI	KTM	1'42.863	14 17	0.421 0.037	210.1
6	54 Riccardo ROSSI	ITA	SIC58 Squadra Corse	HONDA	1'42.977	11 14	0.535 0.114	212.5
7	27 Kaito TOBA	JPN	CIP Green Power	KTM	1'43.006	9 13	0.564 0.029	208.4
8	24 Tatsuki SUZUKI	JPN	Leopard Racing	HONDA	1'43.015	16 16	0.573 0.009	210.5
9	6 Ryusei YAMANAKA	JPN	MT Helmets - MSI	KTM	1'43.134	15 17	0.692 0.119	209.7
10	53 Deniz ÖNCÜ	TUR	Red Bull KTM Tech3	KTM	1'43.146	15 16	0.704 0.012	207.2
11	48 Ivan ORTOLÁ	SPA	Angeluss MTA Team	KTM	1'43.188	15 18	0.746 0.042	210.1
12	31 Adrian FERNANDEZ	SPA	Red Bull KTM Tech3	KTM	1'43.267	16 16	0.825 0.079	209.7
13	96 Daniel HOLGADO	SPA	Red Bull KTM Ajo	KTM	1'43.268	16 16	0.826 0.001	212.1
14	9 Nicola Fabio CARRARO	ITA	QJMotor Avintia Racing Team	KTM	1'43.447	17 18	1.005 0.179	208.0
15	20 Lorenzo FELLON	FRA	SIC58 Squadra Corse	HONDA	1'43.455	11 14	1.013 0.008	208.0
16	19 Scott OGDEN	GBR	VisionTrack Racing Team	HONDA	1'43.520	15 16	1.078 0.065	208.8
17	11 Sergio GARCIA	SPA	Gaviota GASGAS Aspar Team	GASGAS	1'43.528	17 17	1.086 0.008	211.3
18	16 Andrea MIGNO	ITA	Rivacold Snipers Team	HONDA	1'43.567	16 16	1.125 0.039	208.0
19	82 Stefano NEPA	ITA	Angeluss MTA Team	KTM	1'43.616	12 16	1.174 0.049	210.5
20	67 Alberto SURRA	ITA	Rivacold Snipers Team	HONDA	1'43.925	6 16	1.483 0.309	206.5
21	23 Elia BARTOLINI	ITA	QJMotor Avintia Racing Team	KTM	1'43.953	14 15	1.511 0.028	210.5
22	43 Xavier ARTIGAS	SPA	CFMOTO Racing PruestelGP	CFMOTO	1'44.060	7 16	1.618 0.107	210.5
23	5 Jaume MASIA	SPA	Red Bull KTM Ajo	KTM	1'44.062	6 8	1.620 0.002	209.3
24	66 Joel KELSO	AUS	CIP Green Power	KTM	1'44.064	15 15	1.622 0.002	214.2
25	44 David MUÑOZ	SPA	BOE Motorsports	KTM	1'44.088	11 15	1.646 0.024	210.5
26	17 John MCPHEE	GBR	Sterilgarda Husqvarna Max	HUSQVARNA	1'44.089	14 15	1.647 0.001	211.3
27	29 Harrison VOIGHT	AUS	SIC58 Squadra Corse	HONDA	1'44.592	11 14	2.150 0.503	206.1
28	70 Joshua WHATLEY	GBR	VisionTrack Racing Team	HONDA	1'44.721	15 18	2.279 0.129	206.8
29	22 Ana CARRASCO	SPA	BOE Motorsports	KTM	1'45.210	15 15	2.768 0.489	208.8
30	64 Mario AJI	INA	Honda Team Asia	HONDA	1'45.239	15 17	2.797 0.029	204.1
31	72 Taiyo FURUSATO	JPN	Honda Team Asia	HONDA	1'45.470	19 19	3.028 0.231	207.2

Practice condition: Dry

Air: 21°

Humidity: 73%

Ground: 22°

Fastest Lap:	Lap: 17	Dennis FOGGIA	1'42.442	148.5 Km/h
Best Race Lap:	2021	Romano FENATI	1'41.648	149.6 Km/h
All Time Lap Record:	2020	Celestino VIETTI	1'41.155	150.3 Km/h

The results are provisional until the end of the limit for protest and appeals.

Time limit for protest expires 30' after publication of the results - Time:

These data/results cannot be reproduced, stored and/or transmitted in whole or in part by any manner of electronic, mechanical, photocopying, recording, broadcasting or otherwise now known or herein after developed without the previous express consent by the copyright owner, except for reproduction in daily press and regular printed publications on sale to the public within 60 days of the event related to those data/results and always provided that copyright symbol appears together as follows below.

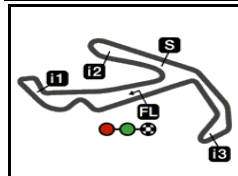
© DORNA, 2022

Official MotoGP Timing by TISSOT
www.motogp.com

Misano Adriatico, Friday, September 02, 2022

moto3™





4226 m.

GP GRYPYN DI SAN MARINO E DELLA RIVIERA DI RIMINI

Free Practice Nr. 1

Top Speed & Average

4



Rider	Nation	Motorcycle	Top 5 speeds					Average	Top
66 Joel KELSO	AUS	KTM	214.2	211.7	210.5	210.1	209.7	211.0	214.2
54 Riccardo ROSSI	ITA	HONDA	212.5	209.7	209.7	209.3	208.8	209.7	212.5
96 Daniel HOLGADO	SPA	KTM	212.1	209.7	209.3	208.8	208.4	209.3	212.1
11 Sergio GARCIA	SPA	GASGAS	211.3	210.5	210.1	209.3	209.3	210.1	211.3
17 John MCPHEE	GBR	HUSQVARNA	211.3	210.1	209.7	208.8	208.4	209.7	211.3
28 Izan GUEVARA	SPA	GASGAS	211.3	208.4	208.0	208.0	208.0	208.6	211.3
71 Ayumu SASAKI	JPN	HUSQVARNA	210.9	210.1	210.1	209.7	209.3	209.9	210.9
23 Elia BARTOLINI	ITA	KTM	210.5	209.7	208.8	208.8	208.4	209.2	210.5
24 Tatsuki SUZUKI	JPN	HONDA	210.5	210.5	209.7	209.7	209.7	210.0	210.5
43 Xavier ARTIGAS	SPA	CFMOTO	210.5	209.7	209.7	209.3	208.8	209.6	210.5
44 David MUÑOZ	SPA	KTM	210.5	210.1	209.7	209.7	209.3	209.9	210.5
82 Stefano NEPA	ITA	KTM	210.5	209.3	209.3	209.3	208.4	209.1	210.5
7 Dennis FOGGIA	ITA	HONDA	210.1	209.3	209.3	208.8	208.8	209.2	210.1
10 Diogo MOREIRA	BRA	KTM	210.1	209.7	209.7	209.7	209.3	209.7	210.1
48 Ivan ORTOLÁ	SPA	KTM	210.1	209.3	209.3	208.4	208.0	208.9	210.1
6 Ryusei YAMANAKA	JPN	KTM	209.7	209.3	208.8	208.8	208.0	208.7	209.7
31 Adrian FERNANDEZ	SPA	KTM	209.7	209.7	209.3	208.4	207.6	208.9	209.7
5 Jaume MASIA	SPA	KTM	209.3	209.3	208.8	208.4	208.0	208.8	209.3
19 Scott OGDEN	GBR	HONDA	208.8	208.8	208.0	208.0	207.6	208.1	208.8
22 Ana CARRASCO	SPA	KTM	208.8	207.6	207.6	207.2	206.8	207.5	208.8
27 Kaito TOBA	JPN	KTM	208.4	208.0	208.0	208.0	208.0	208.1	208.4
9 Nicola Fabio CARRARO	ITA	KTM	208.0	207.2	207.2	206.8	205.7	207.0	208.0
16 Andrea MIGNO	ITA	HONDA	208.0	207.6	206.8	206.8	206.5	206.9	208.0
20 Lorenzo FELLON	FRA	HONDA	208.0	207.2	206.5	206.5	206.1	206.9	208.0
99 Carlos TATAY	SPA	CFMOTO	208.0	207.6	207.6	207.2	206.5	207.4	208.0
53 Deniz ÖNCÜ	TUR	KTM	207.2	206.8	206.8	206.8	206.8	206.9	207.2
72 Taiyo FURUSATO	JPN	HONDA	207.2	207.2	206.8	206.8	206.8	207.0	207.2
70 Joshua WHATLEY	GBR	HONDA	206.8	206.8	205.7	205.7	205.7	206.1	206.8
67 Alberto SURRA	ITA	HONDA	206.5	205.3	205.3	204.9	204.9	205.4	206.5
29 Harrison VOIGHT	AUS	HONDA	206.1	206.1	206.1	206.1	204.9	205.9	206.1
64 Mario AJI	INA	HONDA	204.1	203.3	203.0	203.0	203.0	203.3	204.1

These data/results cannot be reproduced, stored and/or transmitted in whole or in part by any manner of electronic, mechanical, photocopying, recording, broadcasting or otherwise now known or herein after developed without the previous express consent by the copyright owner, except for reproduction in daily press and regular printed publications on sale to the public within 60 days of the event related to those data/results and always provided that copyright symbol appears together as follows below.

© DORNA, 2022

Official MotoGP Timing by TISSOT
www.motogp.com

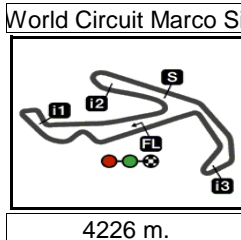


Misano Adriatico, Friday, September 02, 2022

GP GRYPYN DI SAN MARINO E DELLA RIVIERA DI RIMINI

Free Practice Nr. 1

Chronological Analysis of Performances



5

* Lap / Sector time cancelled

T1 Time from finish line to 1st intermediate

T3 Time from 2nd intermed. to 3rd intermed.

P Crossing the finish line in pit lane

T2 Time from 1st intermed. to 2nd intermed.

T4 Time from 3rd intermediate to finish line

Lap	Lap Time	T1	T2	T3	T4	Speed	Lap	Lap Time	T1	T2	T3	T4	Speed
1st 7 Dennis FOGGIA Leopard Racing ITA							5 1'44.660 28.073 24.683 28.783 23.121 207.2						
Runs=1 Total laps=18 Full laps=14							6 1'44.506 28.173 24.523 28.753 23.057 207.6						
1	2'43.508	19.375	25.612	29.498	23.958	207.2	7	1'44.047	27.898	24.493	28.734	22.922	207.6
2	1'45.755	28.457	24.979	28.904	23.415	208.4	8	1'43.714	27.731	24.409	28.650	22.924	207.2
3	1'44.870 *	28.030	24.674	28.962*	23.204	210.1	9	1'42.202 P	29.28*	25.377	29.309	18.230	206.5
4	1'44.708	28.062	24.574	28.750	23.322	208.0	10	1'36.174	19.166	24.969	28.896	23.143	206.1
5	1'44.231	27.711	24.630	28.790	23.100	207.2	11	1'43.822	27.650	24.455	28.671	23.046	208.4
6	1'43.733	27.632	24.500	28.604	22.997	208.0	12	1'43.760 *	27.743	24.316	28.610	23.091*	208.0
7	1'43.600	27.568	24.542	28.570	22.920	208.0	13	1'41.460 P	28.766	25.030	29.357	18.307	208.0
8	1'43.423	27.481	24.450	28.525	22.967	208.0	14	1'36.058	19.132	25.112	28.790	23.024	206.5
9	1'43.518	27.501	24.499	28.383	23.135	209.3	15	1'42.947	27.380	24.195	28.585	22.787	208.0
10	1'43.427	27.526	24.468	28.474	22.959	207.6	16	1'42.665	27.363	24.222	28.459	22.621	208.0
11	1'43.239	27.445	24.405	28.476	22.913	207.6	17	1'55.920	32.281	25.628	29.065	28.946	207.6
12	1'43.095	27.415	24.414	28.430	22.836	208.0	18	1'43.326	27.541	24.343	28.642	22.800	211.3
13	1'43.993 P	29.70*	25.781	29.756	18.751	200.7	4th 99 Carlos TATAY CFMOTO Racing Pru SPA						
14	1'34.879	18.724	24.840	28.428	22.887	208.4	Runs=2 Total laps=18 Full laps=12						
15	1'42.509	27.249	24.304	28.256	22.700	208.8	1	3'25.339	21.556	26.837	30.052	25.650	203.7
16	1'42.504	27.151	24.308	28.291	22.754	208.8	2	1'47.289	28.997	25.495	29.171	23.626	204.5
17	1'42.442	27.244	24.189	28.252	22.757	208.8	3	1'45.547	28.175	25.080	28.901	23.391	206.5
18	1'42.609	27.347	24.222	28.264	22.776	209.3	4	1'44.696	27.864	24.947	28.746	23.139	207.2
2nd 71 Ayumu SASAKI Sterilgarda Husqvarna JPN							5 1'44.250 27.752 24.743 28.645 23.110 208.0						
Runs=2 Total laps=16 Full laps=9							6 1'46.353 28.357 25.627 29.109 23.260 205.3						
1	3'00.463 *	19.629	25.906	29.405	24.086*	206.8	7	1'44.368	27.670	24.694	28.805	23.199	205.7
2	1'45.808	28.531	24.864	28.959	23.454	208.0	8	1'44.024	27.630	24.641	28.779	22.974	206.1
3	1'45.230	28.270	24.741	28.906	23.313	208.4	9	1'46.180 P	28.930	27.759	30.849	18.642	197.4
4	1'44.528	28.071	24.595	28.737	23.125	208.4	10	1'39.492 *	20.011	26.361	29.272	23.848*	203.3
5	1'44.279	27.885	24.506	28.746	23.142	209.3	11	1'45.514	27.762	25.524	28.911	23.317	204.9
6	1'43.517	27.816	24.269	28.589	22.843	208.8	12	1'44.421	27.717	24.745	28.674	23.285	205.3
7	1'43.222	27.522	24.298	28.529	22.873	209.3	13	1'39.072 P	27.728	24.787	28.681	17.876	205.3
8	1'42.480 P	28.811	25.162	30.004*	18.503	203.3	14	1'39.053	19.307	26.168	30.437	23.141	196.3
9	1'36.547 *	18.748	24.750	29.591	23.458*	192.1	15	1'43.904	27.558	24.646	28.498	23.202	205.7
10	1'43.664	27.810	24.361	28.610	22.883	209.7	16	1'45.605	27.473	25.414	29.667	23.051	207.6
11	1'43.543	27.716	24.288	28.654	22.885	210.1	17	1'42.826	27.319	24.300	28.446	22.761	207.6
12	1'39.709 P	27.817	24.765	28.919	18.208	207.6	18	1'44.010 *	27.420	24.315	28.898*	23.377*	206.1
13	1'45.608	28.627	25.429	28.728	22.824	208.8	5th 10 Diogo MOREIRA MT Helmets - MSI BRA						
14	1'42.498	27.460	24.118	28.293	22.627	210.1	Runs=2 Total laps=17 Full laps=11						
15	1'50.393 *	33.66*	24.498	29.310	22.923	205.3	1	3'21.560	21.059	26.430	29.643	25.506	205.3
16	1'42.306 *	27.378	24.054	28.288	22.586*	210.9	2	1'45.273	28.371	24.774	28.745	23.383	207.6
3rd 28 Izan GUEVARA Gaviota GASGAS Asp SPA							3 1'44.229 27.897 24.583 28.633 23.116 208.4						
Runs=2 Total laps=18 Full laps=12							4 1'43.737 27.591 24.392 28.524 23.230 209.7						
1	2'08.133	19.435	26.031	29.953	24.367	205.3	5	1'43.541	27.505	24.486	28.478	23.072	209.7
2	1'46.565	28.781	24.973	29.220	23.591	206.5	6	1'43.496	27.558	24.442	28.582	22.914	208.8
3	1'45.080	28.086	24.801	28.892	23.301	207.6	7	1'43.250	27.553	24.383	28.546	22.768	208.4
4	1'44.989	28.013	24.919	28.835	23.222	206.8	8	1'42.934 P	27.647	24.475	32.054	18.758	179.7

Fastest Lap: Dennis FOGGIA Leopard Racing ITA **1'42.442** 27.244 24.189 28.252 22.757

These data/results cannot be reproduced, stored and/or transmitted in whole or in part by any manner of electronic, mechanical, photocopying, recording, broadcasting or otherwise now known or herein after developed without the previous express consent by the copyright owner, except for reproduction in daily press and regular printed publications on sale to the public within 60 days of the event related to those data/results and always provided that copyright symbol appears together as follows below.
© DORNA, 2022

Free Practice Nr. 1

Moto3




Lap	Lap Time	T1	T2	T3	T4	Speed	Lap	Lap Time	T1	T2	T3	T4	Speed
9	1'35.880	18.998	25.212	28.712	22.958	207.2	12	1'44.619 P	27.818	26.162	29.585	21.054	206.8
10	1'43.528	27.567	24.485	28.460	23.016	206.8	13	1'35.969	19.228	24.990	28.759	22.992	209.7
11	1'43.306	27.522	24.385	28.430	22.969	207.6	14	1'43.595	27.884	24.457	28.390	22.864	210.5
12	1'41.054 P	27.625	25.645	29.311	18.473	206.5	15	1'43.087	27.528	24.385	28.339	22.835	209.7
13	1'36.921	18.079	25.241	30.020	23.581	199.6	16	1'43.015	27.461	24.309	28.404	22.841	210.5
14	1'42.863	27.290	24.276	28.309	22.988	210.1	9th 6 Ryusei YAMANAKA MT Helmets - MSI JPN						
15	1'45.138	27.414	26.214	28.565	22.945	208.0	Runs=3 Total laps=17 Full laps=10						
16	1'42.969	27.332	24.315	28.402	22.920	209.7	1	3'10.059	20.095	28.312	30.658	24.400	205.3
17	1'44.304 *	27.526	24.805	28.628	23.345*	209.3	2	1'46.924	28.994	25.044	29.317	23.569	205.7
6th 54 Riccardo ROSSI SIC58 Squadra Corse ITA						3	1'45.449	28.228	25.102	28.906	23.213	206.5	
Runs=1 Total laps=14 Full laps=8						4	1'45.793	27.876	25.419	28.927	23.571	207.6	
1	3'10.651 *	20.241	28.378	31.664*	24.082	204.5	5	1'48.641	27.814	28.203	29.073	23.551	203.7
2	1'54.183 *	28.655	24.988	29.854	30.686*	208.8	6	1'44.426	27.748	24.630	28.804	23.244	208.8
3	1'45.339	28.102	24.647	29.097	23.493	208.8	7	1'43.959	27.682	24.814	28.673	22.790	209.7
4	1'44.741	27.820	24.572	28.951	23.398	207.2	8	1'41.568 P	27.661	24.480	28.771	20.656	208.0
5	1'43.854	27.680	24.482	28.637	23.055	209.7	9	1'32.009 P	19.647	25.377	29.056	17.929	206.5
6	1'43.681	27.702	24.345	28.600	23.034	209.7	10	1'35.950	18.778	25.247	28.772	23.153	207.2
7	1'43.584 *	27.588	24.360	28.586*	23.050*	208.8	11	1'44.467	27.868	24.652	28.487	23.460	208.0
8	1'43.532	27.644	24.313	28.658	22.917	209.3	12	1'42.027 P	30.47*	24.797	28.795	17.965	206.8
9	1'44.739 P	28.484	25.300	30.283	20.672	197.0	13	1'36.964	18.017	25.246	30.327	23.374	201.1
10	1'36.968	20.474	24.859	28.727	22.908	208.4	14	1'43.153	27.625	24.488	28.274	22.766	209.3
11	1'42.977	27.513	24.202	28.480	22.782	208.4	15	1'43.134	27.300	24.664	28.367	22.803	208.0
12	1'51.702	27.282	30.487	29.747	24.186	206.1	16	1'44.539	27.797	24.883	28.889	22.970	200.3
13	1'46.742	27.387	24.323	32.094	22.938	159.0	17	1'43.637 *	27.458	24.418	28.600	23.161*	208.8
14	1'43.115 *	27.539	24.350	28.336	22.890*	212.5	10th 53 Deniz ÖNCÜ Red Bull KTM Tech3 TUR						
7th 27 Kaito TOBA CIP Green Power JPN						Runs=1 Total laps=16 Full laps=13							
Runs=2 Total laps=13 Full laps=7						1	3'24.124	20.358	26.114	30.398	25.107	201.4	
1	3'19.641	21.658	26.875	30.271	24.954	204.1	2	1'46.940	28.814	25.045	29.272	23.809	203.7
2	1'47.154	29.273	25.040	29.188	23.653	205.3	3	1'45.910	28.768	24.815	28.964	23.363	206.1
3	1'44.943	28.211	24.669	28.873	23.190	208.0	4	1'45.563	28.498	24.933	28.908	23.224	205.7
4	1'44.335	28.075	24.598	28.560	23.102	208.4	5	1'44.420	27.896	24.671	28.732	23.121	206.5
5	1'43.803	27.778	24.461	28.576	22.988	207.2	6	1'44.331	27.841	24.564	28.718	23.208	206.8
6	1'39.910 P	27.880	24.454	28.682	18.894	208.0	7	1'43.998	27.761	24.462	28.650	23.125	206.5
7	1'35.468	18.766	24.979	28.708	23.015	208.0	8	1'43.815	27.693	24.421	28.693	23.008	206.1
8	1'43.442	27.550	24.533	28.479	22.880	208.0	9	1'43.836	27.819	24.363	28.658	22.996	206.8
9	1'43.006	27.410	24.372	28.397	22.827	207.6	10	1'40.304 P	27.847	25.155	29.417	17.885	206.1
10	1'39.944 P	27.698	24.693	28.859*	18.694	206.1	11	1'39.889	22.131	25.175	29.231	23.352	205.3
11	1'43.510	23.897	26.389	30.042	23.182	205.7	12	1'43.931	27.790	24.489	28.672	22.980	207.2
12	1'51.557	29.452	25.284	29.714	27.107	208.0	13	1'43.359	27.528	24.387	28.588	22.856	206.8
13	1'43.742 *	27.634	24.477	28.381*	23.250	207.2	14	1'45.773	27.958	24.451	28.726	24.638	206.8
8th 24 Tatsuki SUZUKI Leopard Racing JPN						15	1'43.146	27.425	24.202	28.659	22.860	204.1	
Runs=2 Total laps=16 Full laps=10						16	1'44.027	27.771	24.417	28.609	23.230	205.7	
1	3'48.896	22.739	27.422	30.314	24.989	206.8	11th 48 Ivan ORTOLÁ Angeluss MTA Team SPA						
2	1'46.842	29.046	25.126	29.092	23.578	208.0	Runs=2 Total laps=18 Full laps=11						
3	1'49.564 *	32.85*	24.922	28.716	23.074*	209.3	1	2'48.126	20.435	25.979	29.695	24.264	205.3
4	1'45.077	27.938	25.073	28.958	23.108	207.2	2	1'47.308	29.237	25.367	29.159	23.545	206.5
5	1'44.222	27.942	24.673	28.585	23.022	209.7	3	1'45.030	28.262	24.722	29.010	23.036	209.3
6	1'43.879	27.728	24.637	28.568	22.946	209.3	4	1'44.862	28.015	24.633	28.968	23.246	206.1
7	1'43.707	27.699	24.585	28.463	22.960	209.3	5	1'46.278	27.874	25.703	29.261	23.440	206.1
8	1'46.464 P	28.257	25.165	29.863	23.179	207.2	6	1'44.297	27.898	24.454	28.936	23.009	208.4
9	1'37.740 *	20.330	25.199	28.776	23.435*	209.3	7	1'45.328	28.423	24.782	28.840	23.283	207.6
10	1'44.170	27.712	24.761	28.573	23.124	209.3	8	1'44.620	28.009	24.620	28.835	23.156	206.8
11	1'43.984	27.588	24.687	28.555	23.154	209.3	9	1'42.307 P	28.067	27.574	28.937	17.729	208.0

Fastest Lap: Dennis FOGGIA Leopard Racing ITA **1'42.442** 27.244 24.189 28.252 22.757

These data/results cannot be reproduced, stored and/or transmitted in whole or in part by any manner of electronic, mechanical, photocopying, recording, broadcasting or otherwise now known or herein after developed without the previous express consent by the copyright owner, except for reproduction in daily press and regular printed publications on sale to the public within 60 days of the event related to those data/results and always provided that copyright symbol appears together as follows below.
© DORNA, 2022

Free Practice Nr. 1

Moto3

Lap	Lap Time	T1	T2	T3	T4	Speed	Lap	Lap Time	T1	T2	T3	T4	Speed
10	1'38.174	20.521	25.202	29.070	23.381	206.5	7	1'45.822	28.205	24.930	29.160	23.527	203.7
11	1'44.904	28.034	24.679	28.788	23.403	207.2	8	1'46.112 P	30.96*	26.229	29.939	18.981	205.7
12	1'44.909	28.146	24.696	28.757	23.310	207.2	9	1'48.007	26.119	28.233	30.047	23.608	203.7
13	1'40.684 P	29.240	24.789	28.944	17.711	206.5	10	1'45.812	28.445	24.908	29.072	23.387	205.3
14	1'41.514	25.101	24.918	28.540	22.955	209.3	11	1'45.140	28.121	24.693	29.033	23.293	204.9
15	1'43.188	27.590	24.330	28.419	22.849	208.0	12	1'45.130	28.123	24.733	29.009	23.265	204.5
16	1'51.730 *	28.34*	28.761	31.055	23.567	184.6	13	1'44.878	27.977	24.829	28.881	23.191	204.1
17	1'46.515	27.485	24.448	31.712	22.870	173.9	14	1'44.735	27.892	24.689	28.839	23.315	204.9
18	1'43.303 *	27.712	24.256	28.386	22.949*	210.1	15	1'46.242 *	29.28*	24.651	29.064	23.238	203.0
12th 31 Adrian FERNANDEZ Red Bull KTM Tech3 SPA							15th 20 Lorenzo FELLON SIC58 Squadra Corse FRA						
Runs=2 Total laps=16 Full laps=9							Runs=1 Total laps=14 Full laps=6						
1	2'20.980	20.246	26.749	29.769	24.310	205.3	1	3'02.159	18.952	25.703	29.409	23.941	204.5
2	1'47.005	28.695	25.218	29.229	23.863	205.3	2	1'46.345	28.786	24.946	29.008	23.605	205.3
3	1'45.570	28.384	24.900	28.904	23.382	206.1	3	1'46.109 *	28.589	24.913	29.021	23.586*	204.5
4	1'44.945	28.154	24.722	28.734	23.335	206.8	4	1'50.572 *	28.522	26.459	31.704	23.887*	190.8
5	1'45.232	28.125	24.679	29.024	23.404	209.7	5	1'45.501	28.200	24.824	28.983	23.494	204.5
6	1'44.695	27.975	24.692	28.816	23.212	206.1	6	1'47.076	29.624	25.188	28.912	23.352	205.7
7	1'41.043 P	27.749	24.669	28.990	19.635	205.7	7	1'46.929	28.136	25.003	29.096	24.694	203.0
8	1'36.505	19.231	25.025	28.899	23.350	206.1	8	1'44.820	27.906	24.710	28.988	23.216	208.0
9	1'44.454	27.887	24.582	28.798	23.187	206.5	9	1'41.875 P	29.75*	24.766	29.041	18.314	205.3
10	1'44.350 *	27.712	24.593	28.765	23.280*	206.1	10	1'38.877	22.124	25.034	28.535	23.184	206.5
11	1'43.968	27.644	24.541	28.597	23.186	207.6	11	1'43.455	27.500	24.682	28.400	22.873	206.1
12	1'40.543 P	28.059	24.726	28.873	18.885	206.1	12	1'46.186 *	27.869	26.829	28.519	22.969*	207.2
13	1'45.863	28.606	25.389	28.821	23.047	209.3	13	1'47.989 *	27.721	26.636	28.781	24.851*	204.9
14	1'43.967	27.968	24.407	28.610	22.982	208.4	14	1'43.737 *	27.601	24.430	28.575	23.131*	206.5
15	1'49.489 *	27.725	24.380	29.797*	27.587	206.8	16th 19 Scott OGDEN VisionTrack Racing T GBR						
16	1'43.267	27.642	24.360	28.397	22.868	209.7	Runs=2 Total laps=16 Full laps=9						
13th 96 Daniel HOLGADO Red Bull KTM Ajo SPA							17th 11 Sergio GARCIA Gaviota GASGAS Asp SPA						
Runs=2 Total laps=16 Full laps=10							Runs=2 Total laps=17 Full laps=9						
1	2'40.449	21.431	26.208	29.967	24.324	206.1	1	2'20.371	20.174	26.484	29.940	24.435	205.7
2	1'47.272	28.992	25.163	29.347	23.770	206.8	2	1'52.978	29.122	26.867	29.410	27.579	207.2
3	1'46.161	28.386	25.112	29.147	23.516	207.2	3	1'46.271	28.555	25.085	28.965	23.666	208.4
4	1'45.354	28.473	24.676	28.860	23.345	209.3	4	1'45.432	28.308	24.781	28.779	23.564	208.4
5	1'45.540	28.444	24.760	28.962	23.374	208.4	5	1'45.110	28.192	24.764	28.844	23.310	208.0
6	1'45.088	28.098	24.688	28.953	23.349	207.6	Fastest Lap: Dennis FOGGIA Leopard Racing ITA 1'42.442 27.244 24.189 28.252 22.757						
7	1'47.668 *	29.95*	25.010	29.189	23.516	207.6	These data/results cannot be reproduced, stored and/or transmitted in whole or in part by any manner of electronic, mechanical, photocopying, recording, broadcasting or otherwise now known or herein after developed without the previous express consent by the copyright owner, except for reproduction in daily press and regular printed publications on sale to the public within 60 days of the event related to those data/results and always provided that copyright symbol appears together as follows below.						
8	1'45.127	28.155	24.678	28.928	23.366	207.2	© DORNA, 2022						
9	1'44.353 P	28.360	29.151	28.970	17.872	208.8	Official MotoGP Timing by TISSOT						
10	1'43.534	24.134	26.721	29.080	23.599	207.2	www.motogp.com						
11	1'47.407	30.208	24.857	28.967	23.375	208.4	Misano Adriatico, Friday, September 02, 2022 Page 3 of 6						
12	1'44.454	27.928	24.520	28.839	23.167	209.7	  						
13	1'43.533 P	28.246	26.592	30.043*	18.652	206.5							
14	1'38.399	19.875	25.597	29.766	23.161	193.5							
15	1'48.530	27.724	24.422	28.620	27.764	208.4							
16	1'43.268	27.768	24.258	28.406	22.836	212.1							

Fastest Lap: Dennis FOGGIA Leopard Racing ITA **1'42.442** 27.244 24.189 28.252 22.757

These data/results cannot be reproduced, stored and/or transmitted in whole or in part by any manner of electronic, mechanical, photocopying, recording, broadcasting or otherwise now known or herein after developed without the previous express consent by the copyright owner, except for reproduction in daily press and regular printed publications on sale to the public within 60 days of the event related to those data/results and always provided that copyright symbol appears together as follows below.

© DORNA, 2022

Official MotoGP Timing by TISSOT
www.motogp.com

Misano Adriatico, Friday, September 02, 2022

Page 3 of 6



Free Practice Nr. 1

Moto3

Lap	Lap Time	T1	T2	T3	T4	Speed	Lap	Lap Time	T1	T2	T3	T4	Speed
6	1'45.066	28.247	24.782	28.764	23.273	208.4	4	1'44.523	27.756	24.808	28.721	23.238	204.9
7	1'39.941 P	27.997	24.747	29.284	17.913	206.1	5	1'44.166	27.619	24.675	28.661	23.211	205.3
8	1'37.191	19.479	25.333	29.034	23.345	206.8	6	1'43.925	27.634	24.651	28.600	23.040	205.3
9	1'45.241	28.274	24.852	28.762	23.353	208.0	7	1'40.120 P	28.583	25.053	29.036	17.448	203.0
10	1'44.648 *	27.994	24.722	28.687	23.245*	207.2	8	1'47.674	19.095	25.407	29.127	34.045	204.1
11	1'39.185 P	27.961	24.816	28.661*	17.747	207.2	9	1'45.634	28.220	24.991	28.959	23.464	203.7
12	1'36.244	19.198	25.154	28.718	23.174	209.3	10	1'45.227	28.012	24.946	28.948	23.321	203.3
13	1'43.730 *	27.563	24.558	28.425	23.184*	210.5	11	1'45.224	27.995	24.893	28.918	23.418	203.3
14	1'43.532	27.620	24.560	28.394	22.958	209.3	12	1'48.375 P	35.52*	25.423	29.737	17.693	198.8
15	1'43.487 *	27.591	24.422	28.450	23.024*	210.1	13	1'38.772	20.578	25.718	29.077	23.399	203.3
16	1'45.605	27.723	26.401	28.545	22.936	211.3	14	1'44.091	27.691	24.674	28.695	23.031	204.5
17	1'43.528	27.837	24.474	28.296	22.921	208.8	15	1'47.400	27.351	24.583	28.794	26.672	206.5
							16	1'44.138	27.640	24.653	28.750	23.095	204.1

18th 16 Andrea MIGNO Rivacold Snipers Tea ITA
 Runs=2 Total laps=16 Full laps=11

1	2'49.697	20.326	26.341	29.975	23.923	205.3
2	1'45.803	28.506	24.857	29.158	23.282	206.5
3	1'44.859	28.051	24.778	28.951	23.079	206.5
4	1'44.823	27.970	24.718	28.912	23.223	206.5
5	1'46.047	27.867	25.602	29.223	23.355	205.3
6	1'44.606	27.867	24.643	28.976	23.120	205.7
7	1'43.707 P	30.31*	25.618	30.025	17.754	201.1
8	1'37.621 *	19.616	24.958	29.364	23.683*	205.3
9	1'44.656	27.801	24.804	28.862	23.189	206.8
10	1'44.192	27.757	24.526	28.817	23.092	206.8
11	1'44.200	27.706	24.495	28.831	23.168	207.6
12	1'44.536 P	31.81*	25.033	29.937	17.755	201.1
13	1'38.714	20.993	25.033	29.272	23.416	204.9
14	1'43.817	27.594	24.452	28.740	23.031	208.0
15	1'48.012	27.490	28.043	29.061	23.418	205.3
16	1'43.567	27.454	24.480	28.659	22.974	206.5

21st 23 Elia BARTOLINI QJMotor Avintia Racin ITA
 Runs=2 Total laps=15 Full laps=6

1	3'05.149 *	20.249	26.208	29.601*	24.158	204.9
2	1'47.333	28.923	25.443	29.197	23.770	206.1
3	1'46.367	28.556	25.160	28.933	23.718	206.5
4	1'45.980	28.265	24.982	28.893	23.840	206.8
5	1'47.124 *	28.193	24.938	30.305*	23.688	205.7
6	1'45.073	28.085	24.863	28.757	23.368	206.8
7	1'42.425 P	28.514	25.287	29.446	19.178	201.8
8	1'37.548	19.679	25.090	28.936	23.843	208.4
9	1'44.937	28.173	24.862	28.512	23.390	210.5
10	1'45.367 *	28.004	24.826	28.898*	23.639	206.1
11	1'45.228 *	27.930	24.859	28.842	23.597*	205.7
12	1'39.030 P	27.921	24.889	28.933	17.287	205.7
13	1'38.292	21.324	25.082	28.631	23.255	208.8
14	1'43.953	27.831	24.541	28.455	23.126	208.8
15	1'43.394 *	27.555	24.477	28.262	23.100*	209.7

19th 82 Stefano NEPA Angeluss MTA Team ITA
 Runs=2 Total laps=16 Full laps=10

1	3'09.552	21.520	27.744	30.760	24.824	202.2
2	1'51.816	28.995	27.962	30.640	24.219	206.5
3	1'45.551	28.395	24.831	28.879	23.446	207.6
4	1'44.797	28.188	24.592	28.743	23.274	207.6
5	1'44.438	27.913	24.592	28.748	23.185	207.6
6	1'44.125	27.834	24.495	28.661	23.135	208.0
7	1'43.852	27.770	24.477	28.483	23.122	209.3
8	1'43.798	27.725	24.443	28.584	23.046	208.4
9	1'49.174 P	36.06*	26.385	29.728	16.992	209.3
10	1'41.262	19.769	25.034	29.041	27.418	208.4
11	1'44.281	27.917	24.496	28.679	23.189	210.5
12	1'43.616	27.692	24.441	28.531	22.952	208.4
13	1'41.869 P	30.38*	25.296	29.397	16.792	205.3
14	1'47.897	25.616	26.875	31.737	23.669	209.3
15	1'43.753	27.771	24.462	28.459	23.061	207.6
16	1'46.737 *	29.46*	24.679	28.883	23.710	207.2

22nd 43 Xavier ARTIGAS CFMOTO Racing Pru SPA
 Runs=2 Total laps=16 Full laps=9

1	3'12.851 *	19.038	25.750	29.944*	23.858	204.5
2	1'50.453 *	28.437	25.029	28.944*	28.043*	208.0
3	1'45.016	28.242	24.637	28.838	23.299	208.0
4	1'45.233	28.323	24.750	28.841	23.319	207.6
5	1'44.748	28.108	24.630	28.790	23.220	208.8
6	1'44.759 *	28.49*	24.612	28.691	22.959	209.7
7	1'44.060	27.796	24.478	28.796	22.990	209.3
8	1'44.136	27.789	24.411	28.648	23.288	210.5
9	1'42.093 P	28.63*	24.843	29.514*	19.097	207.6
10	1'38.138	20.396	25.109	29.108	23.525	206.8
11	1'44.714	27.985	24.630	28.857	23.242	206.1
12	1'44.456	27.744	24.724	28.730	23.258	207.2
13	1'39.596 P	27.945	24.972	29.034	17.645	206.5
14	1'47.936	25.394	26.912	32.130	23.500	207.2
15	1'44.082	27.647	24.523	28.761	23.151	209.7
16	1'44.883	28.000	24.723	28.987	23.173	206.1

20th 67 Alberto SURRA Rivacold Snipers Tea ITA
 Runs=2 Total laps=16 Full laps=11

1	2'34.314	23.113	26.523	30.101	24.015	202.6
2	1'46.160	28.572	25.065	28.975	23.548	204.5
3	1'44.932	27.857	24.952	28.824	23.299	204.9

23rd 5 Jaume MASIA Red Bull KTM Ajo SPA
 Runs=2 Total laps=9 Full laps=5

1	2'33.953	22.373	26.521	29.888	24.248	205.3
2	1'45.954	28.557	25.018	28.882	23.497	208.0
3	1'44.591	27.923	24.692	28.708	23.268	208.4

Fastest Lap: Dennis FOGGIA Leopard Racing ITA **1'42.442** 27.244 24.189 28.252 22.757

These data/results cannot be reproduced, stored and/or transmitted in whole or in part by any manner of electronic, mechanical, photocopying, recording, broadcasting or otherwise now known or herein after developed without the previous express consent by the copyright owner, except for reproduction in daily press and regular printed publications on sale to the public within 60 days of the event related to those data/results and always provided that copyright symbol appears together as follows below.
 © DORNA, 2022

Free Practice Nr. 1

Moto3

Lap	Lap Time	T1	T2	T3	T4	Speed	Lap	Lap Time	T1	T2	T3	T4	Speed
4	1'44.134	<u>27.805</u>	24.556	<u>28.566</u>	23.207	208.8	12	<u>1'40.044</u> P	27.880	24.902	28.808	18.454	206.8
5	1'44.497	27.885	24.602	28.772	23.238	<u>209.3</u>	13	<u>1'43.547</u>	19.351	31.393	29.329	23.474	209.7
6	1'44.062	27.828	<u>24.555</u>	28.610	<u>23.069</u>	209.3	14	1'44.089	27.754	24.857	<u>28.434</u>	<u>23.044</u>	<u>211.3</u>
7	1'43.520 P	29.684	25.302	29.354	19.180	204.5	15	1'43.974 *	<u>27.597</u>	24.628	28.619	23.130*	208.0
8	1'40.165	20.798	25.154	30.514	23.699	202.6							
	unfinished	27.904	24.571	28.647		207.6							

24th 66 Joel KELSO		CIP Green Power AUS					
		Runs=2	Total laps=15	Full laps=10			
1	2'28.438	19.947	26.493	29.846	24.416	205.3	
2	1'47.329	28.871	25.393	29.281	23.784	206.8	
3	1'45.799	28.456	25.064	28.842	23.437	208.0	
4	1'45.204	28.220	24.864	28.781	23.339	208.4	
5	1'44.710	28.119	24.763	28.667	23.161	209.7	
6	1'44.682	28.040	24.734	28.599	23.309	210.5	
7	1'44.939	27.909	24.701	28.534	23.795	209.7	
8	1'44.432 P	28.391	26.480	30.278	19.283	198.1	
9	1'37.806	19.485	25.598	28.926	23.797	207.2	
10	1'45.233	28.073	24.710	28.597	23.853	211.7	
11	1'44.681	28.192	24.615	<u>28.475</u>	23.399	208.8	
12	1'44.401 P	28.020	27.922	29.343	19.116	208.8	
13	1'43.386	23.716	26.248	30.052	23.370	209.3	
14	1'52.213	<u>27.667</u>	27.428	29.279	27.839	210.1	
15	<u>1'44.064</u>	27.981	<u>24.528</u>	28.586	<u>22.969</u>	<u>214.2</u>	

25th 44 David MUÑOZ		BOE Motorsports SPA					
		Runs=2	Total laps=15	Full laps=8			
1	3'09.739	19.744	28.148	30.132	24.488	206.8	
2	1'47.525	29.241	25.249	29.418	23.617	208.8	
3	1'45.336	28.389	24.888	28.912	23.147	209.7	
4	1'45.029	28.036	24.715	28.880	23.398	208.0	
5	1'52.518 *	28.314	25.526	30.342*	28.336	196.7	
6	1'44.788	28.127	24.487	28.736	23.438	<u>210.5</u>	
7	1'46.305 P	31.99*	25.748	30.172*	18.394	198.1	
8	1'49.172	19.762	25.719	29.637	34.054	202.2	
9	1'51.351	28.543	25.467	29.844	27.497	201.1	
10	1'44.975	28.067	24.621	28.924	23.363	209.7	
11	<u>1'44.088</u>	27.908	<u>24.454</u>	<u>28.605</u>	23.121	210.1	
12	1'42.388 P	29.36*	25.494	29.484	18.047	201.8	
13	1'50.890 *	26.429	27.150	31.844*	25.467	207.2	
14	1'51.633 *	<u>27.713</u>	25.089	29.889*	28.942	199.2	
15	1'44.376	27.919	24.541	28.835	<u>23.081</u>	209.3	

26th 17 John MCPHEE		Sterigarda Husqvarna GBR					
		Runs=2	Total laps=15	Full laps=9			
1	2'51.346	19.832	26.310	29.800	23.965	206.1	
2	1'46.072	28.529	25.084	28.932	23.527	208.0	
3	1'45.132	28.028	24.789	28.957	23.358	208.8	
4	1'46.259	28.718	24.929	29.024	23.588	210.1	
5	1'45.029	28.046	24.814	28.923	23.246	207.6	
6	1'44.844	28.204	24.673	28.695	23.272	207.6	
7	1'44.385	27.993	<u>24.541</u>	28.672	23.179	208.0	
8	1'44.213	27.904	24.648	28.613	23.048	208.4	
9	1'38.398 P	27.723	24.818	28.687	17.170	207.2	
10	1'40.083	21.199	25.529	29.637	23.718	203.7	
11	1'45.790	28.104	25.431	28.919	23.336	206.5	

27th 29 Harrison VOIGHT		SIC58 Squadra Corse AUS					
		Runs=1	Total laps=14	Full laps=8			
1	3'15.604	19.996	26.188	30.574	24.335	202.2	
2	1'48.157	29.132	25.347	29.718	23.960	203.3	
3	1'46.353	28.371	24.932	29.470	23.580	203.7	
4	1'45.536	28.325	24.813	28.997	23.401	<u>206.1</u>	
5	1'45.052	27.901	24.904	29.037	23.210	206.1	
6	1'46.588 *	28.99*	24.868	29.268	23.460	204.1	
7	1'48.687	28.109	27.081	30.076	23.421	201.8	
8	1'44.936	27.813	24.674	29.173	23.276	204.1	
9	1'44.382 P	30.033	25.532	30.207	18.610	199.6	
10	1'45.284	27.379	25.466	29.120	23.319	204.9	
11	<u>1'44.592</u>	28.024	24.668	<u>28.776</u>	<u>23.124</u>	206.1	
12	1'44.799	<u>27.773</u>	24.827	28.941	23.258	203.7	
13	1'50.830 *	31.62*	26.494	29.328	23.381	204.5	
14	1'44.577 *	27.811	<u>24.653</u>	28.799	23.314*	206.1	

28th 70 Joshua WHATLEY		VisionTrack Racing T GBR					
		Runs=2	Total laps=18	Full laps=11			
1	3'01.843	19.540	25.916	30.358	24.035	204.5	
2	1'47.357	28.865	25.548	29.320	23.624	205.7	
3	1'46.204	28.234	25.206	29.315	23.449	205.7	
4	1'46.282	28.268	25.063	29.336	23.615	204.9	
5	1'49.400	29.112	25.969	30.897	23.422	204.5	
6	1'45.765 *	27.996	24.957	29.165*	23.647	203.3	
7	1'52.796	34.618	25.419	29.351	23.408	204.5	
8	1'50.497	29.157	26.440	31.556	23.344	194.5	
9	1'47.223 P	31.088	26.525	30.215	19.395	195.6	
10	1'38.005	20.470	25.263	29.108	23.164	205.7	
11	1'45.110	27.982	24.926	28.965	23.237	205.7	
12	1'45.118	27.883	24.783	29.151	23.301	204.1	
13	1'43.322 P	29.162	25.652	29.733	18.775	201.4	
14	1'43.649	25.377	25.359	<u>28.909</u>	24.004	<u>206.8</u>	
15	<u>1'44.721</u>	27.921	<u>24.725</u>	28.933	23.142	204.9	
16	1'47.336	27.795	26.884	29.473	23.184	200.7	
17	1'44.968	27.950	24.941	28.998	<u>23.079</u>	204.5	
18	1'44.325 *	<u>27.614</u>	24.810	28.983	22.918*	206.8	

29th 22 Ana CARRASCO		BOE Motorsports SPA					
		Runs=1	Total laps=15	Full laps=12			
1	7'34.570	22.572	26.801	31.551	25.663	203.7	
2	1'50.439	30.239	25.782	30.322	24.096	206.1	
3	1'48.394	29.288	25.323	29.765	24.018	205.7	
4	1'47.647	28.805	25.147	29.693	24.002	206.5	
5	1'49.346	28.976	25.204	29.531	25.635	204.9	
6	1'47.616	28.921	25.417	29.447	23.831	205.7	
7	1'46.565	28.630	25.118	29.207	23.610	206.8	
8	1'47.801	28.545	25.192	29.359	24.705	206.8	
9	1'46.373	28.604	25.031	29.149	23.589	207.2	
10	1'46.940 P	28.678	25.037	32.828	20.397	173.3	
11	1'42.666	22.056	27.133	29.721	23.756	206.1	

Fastest Lap:	Dennis FOGGIA	Leopard Racing	ITA	1'42.442	27.244	24.189	28.252	22.757
---------------------	---------------	----------------	-----	-----------------	--------	--------	--------	--------

These data/results cannot be reproduced, stored and/or transmitted in whole or in part by any manner of electronic, mechanical, photocopying, recording, broadcasting or otherwise now known or herein after developed without the previous express consent by the copyright owner, except for reproduction in daily press and regular printed publications on sale to the public within 60 days of the event related to those data/results and always provided that copyright symbol appears together as follows below.
 © DORNA, 2022



Free Practice Nr. 1

Moto3

Lap	Lap Time	T1	T2	T3	T4	Speed	Lap	Lap Time	T1	T2	T3	T4	Speed
12	1'46.465	28.750	25.090	29.141	23.484	206.1							
13	1'45.548	28.510	24.778	29.060	23.200	208.8							
14	1'45.338	28.174	24.867	29.159	23.138	207.6							
15	1'45.210	28.183	24.769	29.050	23.208	207.6							

30th 64 Mario AJI Honda Team Asia INA
 Runs=2 Total laps=18 Full laps=12

1	3'01.089 *	20.619	25.893	29.922	24.040*	203.0
2	1'46.963	28.695	25.163	29.418	23.687	203.0
3	1'47.112 *	28.712	25.455	29.277*	23.668	204.1
4	1'46.249	28.317	25.060	29.215	23.657	203.0
5	1'46.293	28.255	25.125	29.222	23.691	201.8
6	1'45.826	28.103	24.953	29.169	23.601	201.4
7	1'48.263 *	28.400	25.697	29.890*	24.276	200.0
8	1'46.000	28.170	25.121	29.176	23.533	201.1
9	1'45.695	28.178	24.936	29.127	23.454	201.8
10	1'46.493 P	30.195	26.522	30.160	19.616	200.0
11	1'41.804	21.163	26.261	30.228	24.152	203.3
12	1'45.480	28.126	24.919	29.085	23.350	201.8
13	1'45.323	27.970	24.925	29.038	23.390	201.8
14	1'47.373	27.915	25.692	30.497	23.269	191.4
15	1'45.239	27.988	24.878	28.995	23.378	202.6
16	1'47.613	28.325	25.826	29.644	23.818	198.8
17	1'46.372	28.229	25.211	29.354	23.578	201.1
	unfinished	28.049	27.578	29.493		200.7

31st 72 Taiyo FURUSATO Honda Team Asia JPN
 Runs=1 Total laps=19 Full laps=11

1	2'42.871 *	22.544	26.417	30.618	25.249*	207.2
2	1'49.326	29.664	25.236	30.209	24.217	206.1
3	1'47.599	29.086	25.027	29.734	23.752	206.5
4	1'49.701 *	30.70*	25.152	30.131*	23.716*	205.3
5	1'47.289	28.865	25.128	29.574	23.722	207.2
6	1'47.014	28.969	24.803	29.686	23.556	205.3
7	1'45.967	28.399	24.589	29.520	23.459	206.8
8	1'46.084	28.484	24.709	29.482	23.409	206.5
9	1'47.547 *	28.576	24.880	29.738*	24.353	205.7
10	1'45.229 P	29.273	25.643	30.660	19.653	201.8
11	1'38.360 *	20.110	25.120	29.517	23.613*	206.5
12	1'46.620	28.776	24.936	29.453	23.455	205.7
13	1'46.377	28.484	24.735	29.628	23.530	206.8
14	1'47.040 *	28.596	24.945	29.573	23.926*	204.9
15	1'46.627	28.688	25.010	29.503	23.426	205.3
16	1'45.952 *	28.528	24.765	29.250	23.409*	204.9
17	1'46.072 *	28.551	24.854	29.359	23.308*	205.7
18	1'45.792	28.373	24.737	29.419	23.263	202.6
19	1'45.470	28.557	24.609	29.143	23.161	206.8

Fastest Lap: Dennis FOGGIA Leopard Racing ITA **1'42.442** 27.244 24.189 28.252 22.757

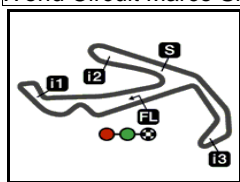
These data/results cannot be reproduced, stored and/or transmitted in whole or in part by any manner of electronic, mechanical, photocopying, recording, broadcasting or otherwise now known or herein after developed without the previous express consent by the copyright owner, except for reproduction in daily press and regular printed publications on sale to the public within 60 days of the event related to those data/results and always provided that copyright symbol appears together as follows below.
 © DORNA, 2022

Official MotoGP Timing by TISSOT
 www.motogp.com

Misano Adriatico, Friday, September 02, 2022 Page 6 of 6

motogp





4226 m.

GP GRYPYN DI SAN MARINO E DELLA RIVIERA DI RIMINI

Free Practice Nr. 1

Best Partial Times

Moto3™

IT Ideal Lap Time, sum of the best partial times

BT Best Lap Time

T1		T2		T3		T4				IT	BT	
Pos	Rider	Time	Rider	Time	Rider	Time	Rider	Time	Pos	Rider	IT	BT
1	D.FOGGIA	27.151	A.SASAKI	24.054	D.FOGGIA	28.252	I.GUEVARA	22.621	1	D.FOGGIA	1'42.292	1'42.442 (1)
2	R.ROSSI	27.282	D.FOGGIA	24.189	E.BARTOLINI	28.262	A.SASAKI	22.627	2	A.SASAKI	1'42.347	1'42.498 (2)
3	MOREIRA	27.290	I.GUEVARA	24.195	R.YAMANAKA	28.274	D.FOGGIA	22.700	3	R.ROSSI	1'42.602	1'42.977 (6)
4	R.YAMANAKA	27.300	D.ÖNCÜ	24.202	A.SASAKI	28.288	C.TATAY	22.761	4	I.GUEVARA	1'42.638	1'42.665 (3)
5	C.TATAY	27.319	R.ROSSI	24.202	S.GARCIA	28.296	R.YAMANAKA	22.766	5	D.MOREIRA	1'42.643	1'42.863 (5)
6	A.SURRA	27.351	I.ORTOLÁ	24.256	D.MOREIRA	28.309	D.MOREIRA	22.768	6	R.YAMANAKA	1'42.758	1'43.134 (9)
7	I.GUEVARA	27.363	D.HOLGADO	24.258	R.ROSSI	28.336	R.ROSSI	22.782	7	C.TATAY	1'42.826	1'42.826 (4)
8	A.SASAKI	27.378	D.MOREIRA	24.276	T.SUZUKI	28.339	K.TOBA	22.827	8	T.SUZUKI	1'42.944	1'43.015 (8)
9	K.TOBA	27.410	N.CARRARO	24.291	I.ORTOLÁ	28.386	T.SUZUKI	22.835	9	I.ORTOLÁ	1'42.976	1'43.188 (11)
10	D.ÖNCÜ	27.425	C.TATAY	24.300	K.TOBA	28.397	N.CARRARO	22.836	10	K.TOBA	1'43.006	1'43.006 (7)
11	A.MIGNO	27.454	T.SUZUKI	24.309	A.FERNANDEZ	28.397	D.HOLGADO	22.836	11	D.ÖNCÜ	1'43.071	1'43.146 (10)
12	S.OGDEN	27.455	A.FERNANDEZ	24.360	L.FELLON	28.400	I.ORTOLÁ	22.849	12	S.GARCIA	1'43.202	1'43.528 (17)
13	T.SUZUKI	27.461	K.TOBA	24.372	D.HOLGADO	28.406	D.ÖNCÜ	22.856	13	L.FELLON	1'43.203	1'43.455 (15)
14	I.ORTOLÁ	27.485	X.ARTIGAS	24.411	J.MCPHEE	28.434	A.FERNANDEZ	22.868	14	D.HOLGADO	1'43.224	1'43.268 (13)
15	N.CARRARO	27.493	R.YAMANAKA	24.418	C.TATAY	28.446	L.FELLON	22.873	15	N.CARRARO	1'43.231	1'43.447 (14)
16	L.FELLON	27.500	S.GARCIA	24.422	I.GUEVARA	28.459	S.GARCIA	22.921	16	A.FERNANDEZ	1'43.267	1'43.267 (12)
17	E.BARTOLINI	27.555	L.FELLON	24.430	S.NEPA	28.459	S.NEPA	22.952	17	S.OGDEN	1'43.417	1'43.520 (16)
18	S.GARCIA	27.563	S.NEPA	24.441	J.KELSO	28.475	S.OGDEN	22.958	18	E.BARTOLINI	1'43.420	1'43.953 (21)
19	J.MCPHEE	27.597	A.MIGNO	24.452	S.OGDEN	28.504	X.ARTIGAS	22.959	19	A.MIGNO	1'43.539	1'43.567 (18)
20	J.WHATLEY	27.614	D.MUÑOZ	24.454	J.MASIA	28.566	J.KELSO	22.969	20	S.NEPA	1'43.544	1'43.616 (19)
21	A.FERNANDEZ	27.642	E.BARTOLINI	24.477	D.ÖNCÜ	28.588	A.MIGNO	22.974	21	A.SURRA	1'43.565	1'43.925 (20)
22	X.ARTIGAS	27.647	S.OGDEN	24.500	A.SURRA	28.600	A.SURRA	23.031	22	J.MCPHEE	1'43.616	1'44.089 (26)
23	J.KELSO	27.667	J.KELSO	24.528	D.MUÑOZ	28.605	J.MCPHEE	23.044	23	J.KELSO	1'43.639	1'44.064 (24)
24	S.NEPA	27.692	J.MCPHEE	24.541	N.CARRARO	28.611	J.MASIA	23.069	24	X.ARTIGAS	1'43.665	1'44.060 (22)

These data/results cannot be reproduced, stored and/or transmitted in whole or in part by any manner of electronic, mechanical, photocopying, recording, broadcasting or otherwise now known or herein after developed without the previous express consent by the copyright owner, except for reproduction in daily press and regular printed publications on sale to the public within 60 days of the event related to those data/results and always provided that copyright symbol appears together as follows below.

© DORNA, 2022

Official MotoGP Timing by TISSOT

www.motogp.com





4226 m.

GP GRYPYN DI SAN MARINO E DELLA RIVIERA DI RIMINI

Free Practice Nr. 1

Best Partial Times

Moto3™

IT Ideal Lap Time, sum of the best partial times

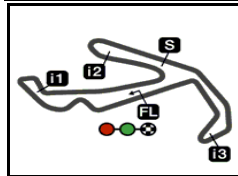
BT Best Lap Time

T1		T2		T3		T4				IT	BT	
Pos	Rider	Time	Rider	Time	Rider	Time	Rider	Time	Pos	Rider	IT	BT
25	D.MUÑOZ	27.713	J.MASIA	24.555	X.ARTIGAS	28.648	J.WHATLEY	23.079	25	D.MUÑOZ	1'43.853	1'44.088 (25)
26	D.HOLGADO	27.724	A.SURRA	24.583	A.MIGNO	28.659	D.MUÑOZ	23.081	26	J.MASIA	1'43.995	1'44.062 (23)
27	H.VOIGHT	27.773	T.FURUSATO	24.589	H.VOIGHT	28.776	H.VOIGHT	23.124	27	H.VOIGHT	1'44.326	1'44.592 (27)
28	J.MASIA	27.805	H.VOIGHT	24.653	J.WHATLEY	28.909	E.BARTOLINI	23.126	28	J.WHATLEY	1'44.327	1'44.721 (28)
29	M.AJI	27.915	J.WHATLEY	24.725	M.AJI	28.995	A.CARRASCO	23.138	29	M.AJI	1'45.057	1'45.239 (30)
30	A.CARRASCO	28.174	A.CARRASCO	24.769	A.CARRASCO	29.050	T.FURUSATO	23.161	30	A.CARRASCO	1'45.131	1'45.210 (29)
31	T.FURUSATO	28.373	M.AJI	24.878	T.FURUSATO	29.143	M.AJI	23.269	31	T.FURUSATO	1'45.266	1'45.470 (31)

These data/results cannot be reproduced, stored and/or transmitted in whole or in part by any manner of electronic, mechanical, photocopying, recording, broadcasting or otherwise now known or herein after developed without the previous express consent by the copyright owner, except for reproduction in daily press and regular printed publications on sale to the public within 60 days of the event related to those data/results and always provided that copyright symbol appears together as follows below.
© DORNA, 2022

Official MotoGP Timing by TISSOT
www.motogp.com






4226 m.

GP GRYPYN DI SAN MARINO E DELLA RIVIERA DI RIMINI

Free Practice Nr. 1

Fastest Laps Sequence

Practice Time	 Rider	Nation	Motorcycle	Time	Km/h	Rider's Lap
3'54.698	28 Izan GUEVARA	SPA	GASGAS	1'46.565	142.7	2
4'19.907	5 Jaume MASIA	SPA	KTM	1'45.954	143.5	2
4'29.263	7 Dennis FOGGIA	ITA	HONDA	1'45.755	143.8	2
5'06.833	10 Diogo MOREIRA	BRA	KTM	1'45.273	144.5	2
5'39.778	28 Izan GUEVARA	SPA	GASGAS	1'45.080	144.7	3
6'04.498	5 Jaume MASIA	SPA	KTM	1'44.591	145.4	3
6'51.062	10 Diogo MOREIRA	BRA	KTM	1'44.229	145.9	3
7'48.632	5 Jaume MASIA	SPA	KTM	1'44.134	146.0	4
8'34.799	10 Diogo MOREIRA	BRA	KTM	1'43.737	146.6	4
10'18.340	10 Diogo MOREIRA	BRA	KTM	1'43.541	146.9	5
11'43.825	71 Ayumu SASAKI	JPN	HUSQVARNA	1'43.517	146.9	6
12'01.836	10 Diogo MOREIRA	BRA	KTM	1'43.496	146.9	6
13'27.047	71 Ayumu SASAKI	JPN	HUSQVARNA	1'43.222	147.3	7
21'47.107	7 Dennis FOGGIA	ITA	HONDA	1'43.095	147.5	12
26'12.080	27 Kaito TOBA	JPN	KTM	1'43.006	147.6	9
35'06.542	28 Izan GUEVARA	SPA	GASGAS	1'42.947	147.7	15
36'03.038	7 Dennis FOGGIA	ITA	HONDA	1'42.509	148.4	15
37'45.542	7 Dennis FOGGIA	ITA	HONDA	1'42.504	148.4	16
37'52.101	71 Ayumu SASAKI	JPN	HUSQVARNA	1'42.498	148.4	14
39'27.984	7 Dennis FOGGIA	ITA	HONDA	1'42.442	148.5	17

These data/results cannot be reproduced, stored and/or transmitted in whole or in part by any manner of electronic, mechanical, photocopying, recording, broadcasting or otherwise now known or herein after developed without the previous express consent by the copyright owner, except for reproduction in daily press and regular printed publications on sale to the public within 60 days of the event related to those data/results and always provided that copyright symbol appears together as follows below.

© DORNA, 2022

Official MotoGP Timing by TISSOT
www.motogp.com

Misano Adriatico, Friday, September 02, 2022

